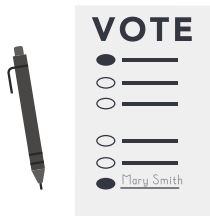


HOW TO CAST YOUR

VOTE



1

MARK BALLOT

Fill in the oval next to your selection.

For write-in votes, fill in the oval next to the write-in space, and write the candidate's name.




2

INSERT BALLOT

Insert your ballot into the secure tabulator.

Your ballot can be inserted in any direction.

Do not fold your ballot.



3


CONFIRM BALLOT

A "Thank You for Voting" message will appear to confirm tabulation.

Consult with a poll worker about other messages.

HOW TO CORRECTLY MARK YOUR BALLOT

Completely fill in the oval next to your selection.



Do not circle your selection or partially fill in the oval.

